

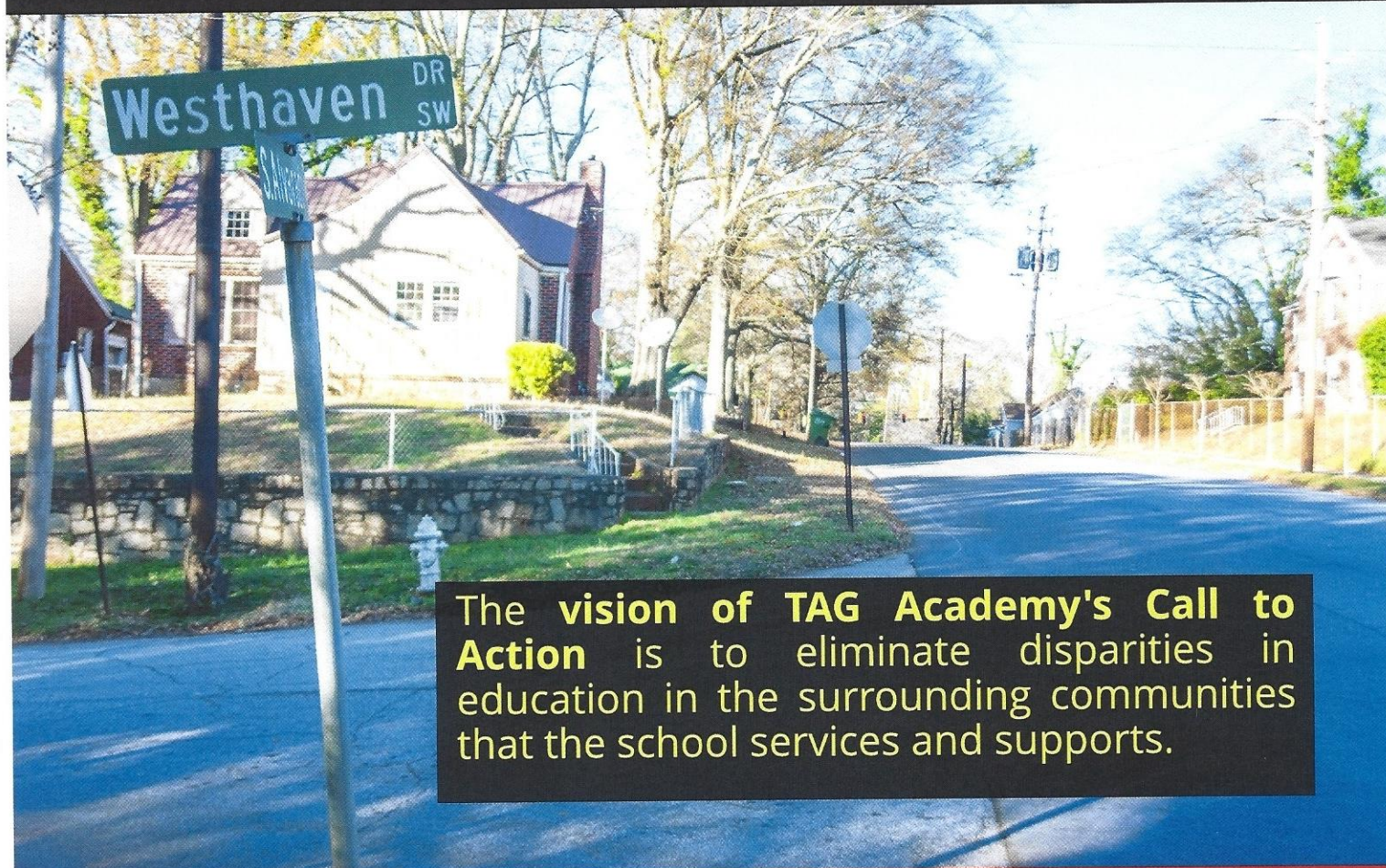


Tuskegee Airmen Global Academy's Call To Action

**ELIMINATING DISPARITIES IN
EDUCATION**


In A
Southwest Atlanta Community





The **vision of TAG Academy's Call to Action** is to eliminate disparities in education in the surrounding communities that the school services and supports.

The mission of **TAG Academy's Call to Action** is for TAG Academy's teachers and academic support team to build content mastery with the majority of our students; close the gap with all our subgroups; and foster typical and high growth with all of our students. These outcomes are accomplished through strategic planning, effective and innovative learning experiences, constant and consistent monitoring of student data, keeping a pulse on our students academic and cognitive development, and high expectations for our students.




CAMPAIGN

50

TWENTY.TWENTY

The process towards eliminating disparities in education will begin this school year by ensuring that at least 50% of our students are on grade-level by the end of the remaining 74 instructional days.

This strategic plan will layout strategies using Atlanta Public Schools' Levers to improve student learning by enhancing teacher capacity building with learning experiences design, effective instructional strategies, data collection and analysis culture relevant approaches to the curriculum.



A Snap Shot of the Dilemma in Georgia Education & TAG Academy

According to 2019 Georgia Milestone **IN LITERACY**

only 

12.82%

Of Our Students with
Disabilities Are On
Grade-Level.

only 

18.45%

Of Our African
American Students
Are On Grade-Level.

only 

18.61%

Of Our Economically
Disadvantaged
Students Are On
Grade-Level.

**What factors are influencing
these disparities in literacy?**

**As a community of educators,
how do we take ownership &
change this reality?**

A Snap Shot of the Dilemma in Georgia Education & TAG Academy

2019 Georgia Milestone Data

English & Language Arts			
State of Georgia			
	Proficient	Distinguished	On Grade-Level
All Students	29.93%	14%	43.93%
Students with Disabilities	10.55%	3.16%	13.71%
Black	22.52%	6.50%	29.02%
Economically Disadvantaged	24.86%	7.21%	32.07%
English Learners	25.06%	7.20%	32.26%
Hispanic	26.86%	8.25%	35.11%
American Indian/Alaskan Native	34.01%	11.58%	45.59%
Multi-Racial	33.77%	17.28%	51.05%
White	37.26%	20.60%	57.86%
Asian /Pacific Islander	35.86%	38.52%	74.38%
Tuskegee Airmen Global Academy			
All-Students	14.60%	4.01%	18.61%
Students with Disabilities	12.82%	0%	12.82%
Black	14.39%	4.06%	18.45%
Economically Disadvantage	14.60%	4.01%	18.61%

Math			
State of Georgia			
	Proficient	Distinguished	On Grade-Level
All Students	34.05%	13.71%	47.76%
Students with Disabilities	14.37%	3.99%	18.36%
Black	25.35%	5.20%	30.55%
Economically Disadvantaged	29.20%	7.07%	36.27%
English Learners	31.68%	9.71%	41.39%
Hispanic	33.21%	8.68%	41.89%
American Indian/Alaskan Native	33.29%	14.76%	48.05%
Multi-Racial	37.12%	16.17%	53.29%
White	42.26%	20.07%	62.33%
Asian /Pacific Islander	35.24%	46.83%	82.07%
Tuskegee Airmen Global Academy			
All-Students	23.36%	6.20%	29.56
Students with Disabilities	10.26%	5.13%	15.39
Black	23.62%	5.90%	29.52
Economically Disadvantage	23.36%	6.20%	29.56